



**First Year Post Graduate Technical Courses in
Engineering and Technology Admissions 2023-24**
(User Manual – मराठी)

Helpline Number

(09:00 AM to 07:00 PM)

+91-9175108612, 18002103111

Index

Contents


New Registration	3
Personal Details	4
Communication Details.....	5
Application ID Generation	6
Select SC Verification Mode/Option	7
Registration Details	7
Qualification Details	8
Work Experince	8
Upload Photograph & Signature.....	9
Upload Required Document	9
Application Fee Cart.....	10
Submit Application Form for E-Verification	11
Print Application Form	11

Click on the topic to go the respective page


केंद्रीभूत प्रवेश प्रक्रियेचे ऑनलाईन अर्ज भारण्याची लिंक या संकेतस्थळ उपलब्ध करून देण्यात आले आहे.
<https://me2023.mahacet.org/StaticPages/HomePage>

New Registration

नवीन अर्ज नोंदणी करण्यासाठी "New Registration" या बटन वर क्लिक करा.



State Common Entrance Test Cell, Government of Maharashtra



First Year Post Graduate Technical Courses in Engineering and Technology Admissions 2023-24

Technical Helpline Number
(09:00 AM to 07:00 PM)
+91-9175108612, 18002103111

Home

RO / Institute/ SC Login

Registered Candidate Login

Check Final Merit Status

LIST OF CANDIDATES AND THEIR APPLICATION STATUS WHO HAVE APPLIED UNDER NRI / OCI / PIO / CHILDREN OF

Check Provisional Merit Status

Check Your Eligibility

Scrutiny Center List

List of the Colleges with Intake Capacity

List of Institutes Affiliated to Dr.

Home

Important Dates

Notifications

News

Downloads

Contact Us

IMPORTANT

Non-CAP Registration and Verification of I

Ongoing Events

Click [HERE](#) for Entire Schedule

New Registration

Already Registered

News

Non-CAP Registration and Verification of New application form Has been closed as per the activity schedule. Candidate can confirm the admission till 11:59PM (Dated 15/11/2022) New

Notifications

[REVISED ADMISSION NOTICE FOR M.E./M. TECH. FOR ACADEMIC YEAR 2022-23 \(Dated 19/10/2022\)](#) New

[General Instructions for FC \(Dated 26/09/2022\)](#) New

Downloads

[ME / M. Tech Final Merit List Non-Sponsored Candidates\(Dated -09/10/2022\)](#) New

[ME / M. Tech Final Merit List St](#)

Self-Confirmation:- यामध्ये उमेदवारास महत्वाच्या सुचना देण्यात आलेले आहेत. उमेदवाराने सुचना काळजीपूर्वक वाचून खालील चेक बॉक्स "I have read all Important Instructions" या वर क्लिक करावे आणि "YES" या बटन वर क्लिक करावे.

Self Confirmation

Important Instructions for Candidates :

1. Read the information brochure carefully before filling in the CAP application form.
2. Make sure all supporting documents are properly scanned and uploaded for documents verification as per the Proforma mentioned in the information brochure.
3. Kindly check following details before sending for e verification:- Verify Your Name, Category, Gender, Photo, Signature, Exam Marks and Name on Marksheet as well as any additional information, such as the status of the EWS, validity, required format, etc.
4. Check daily SMS, WhatsApp messages on your registered mobile number; login to your account to read messages in your message box; and registered e-mail for important information from State CET Cell until the end of the CAP process.
5. Check the official State CET website daily for the latest notification published by the State CET cell.
6. Please check the important dates of the various activities and complete the activities according to schedule.
7. Download & install mobile app from play store iOS/ android for latest updates.

☒ **I have read all Important Instructions.**

Yes

No

ऑनलाईन अर्ज खालील प्रमाणे उमेदवारास दाखवण्यात येईन, या मध्ये उमेदवारास सर्व माहिती काळजीपूर्वक भरणे गरजेचे आहे.

सर्व प्रथम Registration Details मध्ये Registration Category Details निवड करावे.

Registration Category Details	
Registration Category	Sponsored
You must have minimum of two years of full time employment in a registered firm or company in the relevant field in which admission is being sought.	

-- Select Registration Category --

- Sponsored
- Non Sponsored
- Sponsored + Non Sponsored
- Others (Only for FS, NRI, PIO / OCI, CIWGC, GoI)
- Experienced without Sponsorship

निवड केल्यानंतर उमेदवारास लागणारे कागदपत्र ची सूची दाखवण्यात येते, उमेदवाराने ते वाचून व समजावून घेणे गरजेचे आहे.

Personal Details

यामध्ये उमेदवारास स्वताचे पूर्ण नाव, वडिलांचे नाव, आईचे नाव, लिंग, प्रदेश, धर्म, मातृभाषा, वार्षिक कौटुंबिक उत्पन्न आणि राष्ट्रीयत्व ची माहिती अचूकपणे भरणे गरजेचे आहे.

Personal Details	
Candidate's Full Name उमेदवाराचे पूर्ण नाव DESHMUKH LAKSHMI ANAND (As appeared on HSC Marksheet) (बारावी गुणपत्रिकेवर प्रकाशित केल्याप्रमाणे)	
Father's Name वडिलांचे नाव ANAND	Mother's Name आईचे नाव ARCHANA
Gender लिंग Female	Confirm Gender लिंग पुष्टी करा Female
DOB (DD/MM/YYYY) जन्म तारीख (दिनांक/महिना/वर्ष) 01/01/2000	Confirm Your DOB (DD/MM/YYYY) जन्म तारीख (दिनांक/महिना/वर्ष) पुष्टी करा 01/01/2000
Religion धर्म Hindu	Region प्रदेश Urban
Mother Tongue मातृभाषा Marathi	Annual Family Income वार्षिक कौटुंबिक उत्पन्न 7,00,001 - 8,00,000
Nationality राष्ट्रीयत्व Indian	

Candidature Type, Category and Special Reservation Details

उमेदवारी प्रकारामध्ये उमेदवारास पर्याय दाखविण्यात आले आहेत; उमेदवारास उमेदवारी प्रकाराची निवड करावयाची आहे. व उमेदवारास प्रवर्गानुसार महत्वाचे कागदपत्र व सध्या स्थिती विचारण्यात आलेलेली आहे त्या मध्ये उमेदवाराने खाली दाखवण्यात आल्यानुसार कागदपत्रांचे स्थिती ची निवड करावयाची आहे.

Candidature Type, Category and Special Reservation Details	
Candidature उमेदवारी प्रकार	Maharashtra - Type A
Type of Document required for uploading (Type-A)	Birth Certificate
Category	Open
Do you want to Apply for EWS (Economically Weaker Section) Seats ?	No
Caste Name	Maratha
Person with Disability अपंग व्यक्ती	Not Applicable
Are you Orphan? तुम्ही अनाथ आहात का?	No
Belongs to Minority Candidature Type	No

Communication Details

या मध्ये उमेदवारास संवाद पत्ता ची माहिती भरायचे आहे.

Mobile Number नंबर वर OTP व महत्वाच्या सूचना पाठविल्या जातील म्हणून उमेदवारांनी स्वताचा Mobile Number नमूद करावा.

Communication Details	
Address Line 1 पत्ता ओळ 1	<input type="text" value="F 409 , B WING"/>
Address Line 2 पत्ता ओळ 2	<input type="text" value="LAUT APPARTMENT"/>
Address Line 3 पत्ता ओळ 3	<input type="text" value="L.B.S. ROAD"/>
State राज्य	<input type="text" value="Maharashtra"/>
District जिल्हा	<input type="text" value="Pune"/>
Taluka तालुका	<input type="text" value="Pune City"/>
Village गाव	<input type="text" value="Pune (M Corp.)"/>
PIN Code पिन कोड	<input type="text" value="411038"/>
Telephone No दूरध्वनी क्रमांक	<input type="text" value=""/> - <input type="text" value=""/>
Mobile No भ्रमणध्वनी क्रमांक	<input type="text" value=""/>
E-Mail ID ई - मेल आयडी	<input type="text" value=""/>

Choose Password

Password नमूद करताना तो आहे तसा पुन्हा प्रविष्ट करा. नंतर "Security Pin" नमूद करून "Save and Proceed" या बटन वर क्लिक करा.

Choose Password	
The Password must be as per the following Password policy :	
<ul style="list-style-type: none">• Password must be 8 to 13 character long.• Password must have at least one Upper case alphabet.• Password must have at least one Lower case alphabet.• Password must have at least one numeric value.• Password must have at least one special characters eg. !@#\$%^&*~• You can not Copy(Ctrl + C) & Paste(Ctrl + V) and Right Click Passwords into a Password Field	
Choose Your Password संकेतशब्द निवडा	<input type="password" value=""/>
Confirm Password संकेतशब्दाची पुष्टी करा	<input type="password" value=""/>
Enter Captcha Given Below (case sensitive)	<input type="text" value="UZKD7"/>
Captcha	UZ KD 7
Save & Proceed >>>	

OTP Verification:

Communication details मध्ये नमूद केलेला Mobile Number वर OTP पटविण्यात येईन तो नमूद करून "Verify OTP" या बटन वर क्लिक करा.

Verify One Time Password

Instructions :

- State CET Cell will send you a One Time Password (OTP) on Your Registered Mobile Number to Verify Your Login
- After receiving One Time Password (OTP), Please Enter it.
- After Verification of One Time Password (OTP), You can Proceed to Complete Your Activities.

Enter One Time Password(OTP) Sent on 97XXXXX912

Verify OTP

Resend OTP-98 Second

Application ID Generation

अर्ज पूर्ण भरण्यासाठी उमेदवारास खालील प्रमाणे " Application ID" देण्यात येईल. अर्ज पूर्ण भरण्यासाठी " Proceed to Complete application form" या बटन वर क्लिक करावे.

Instructions

Registered Successfully for Admission to First Year of Post Graduate Technical Courses in Engineering and Technology for the Academic Year 2023-24

Application ID : ME23610079

Important Instruction :

1. Please note down system generated Application ID and chosen Password for all future logins.
2. Candidate is advised not to disclose or share their password with anybody. CET Cell will not be responsible for violation or misuse of the password of a candidate.
3. Candidate can change his/her passwords after login, if desired.
4. Candidate should remember to log out at the end of their session so that the particulars of the candidate cannot be tampered or modified by unauthorized persons.
5. Candidate can reset Password using a verification code sent via text message (SMS) to Candidate's Registered Mobile No.
6. Application ID has been sent to Candidate's Registered Mobile Number.

Proceed to Complete Application Form >>>

Activate Windows


Registered Candidates Sign In

अर्ज लॉगइन करण्यासाठी Application ID and Password अचूकपणे नमूद करून Sign In" या बटन वर क्लिक करा.

Registered Candidates Sign In

Application ID : ME23610079

Password :



P7J2C

Sign In

[I can't access my account ?](#)

Instructions :

1. The Candidate who is already registered should enter Application ID and Password.
2. In case candidate forgets his / her Application ID / Password, he / she can retrieve it by using "I can't access my account ?".
3. Candidate is advised not to disclose or share their password with anybody. CET Cell will not be responsible for violation or misuse of the password of a candidate.
4. Only authorised users are allowed to proceed further.
5. Your IP Address and other information will be captured for security reasons.
6. The SC, ST, VJ/DT- NT(A), NT(B), NT(C), NT(D), OBC, SBC and EWS Candidates who submitted receipt of Caste/Tribe Validity Certificate, Non Creamy Layer Certificate, EWS Certificate during registration, physical document verification and confirmation period should upload and verify original Caste/ Tribe Validity Certificate, Non Creamy Layer Certificate, EWS Certificate at SC and submit original certificate to the admitted institute on or before 09/11/2022 up to 03.00 p.m. otherwise these candidates admission will get automatically cancelled and shall be considered as Open category candidates for next institute level round provided candidate full fill eligibility criteria for open category.

Select SC Verification Mode/Option

उमेदवाराला आपला अर्ज व कागदपत्र पडताळणीसाठी Verification Mode ची निवड करावयाची आहे . खालील पर्यायांमधून योग्य तो पर्याय निवडा.

Select SC Verification Mode/Option

e-Scrutiny Mode – Candidate Document verification and confirmation through e-Scrutiny

- If the Candidate selects the mode of verification as e-Scrutiny through their login.
- Candidates will have to upload all their documents.
- e-SC shall electronically verify candidate's information and do the confirmation.
- Candidates can raise their grievance online for any found discrepancy.
- e-SC will Facilitate to support candidates to resolve all grievances.

[e-Scrutiny Mode & Proceed >>>](#)

Physical Scrutiny Mode – Candidate Document verification and confirmation through in person Scrutiny

- If the Candidate selects the mode of verification as physical Scrutiny through their login.
- Candidates will have to visit the Scrutiny Center in person for document verification and confirmation.
- In this mode candidate will select a nearby SC center and select the available time slot for document verification and confirmation.
- For any document discrepancy found, candidates can visit the SC center.
- SC center will facilitate support to candidates to resolve the all discrepancy.

[Physical Scrutiny & Proceed >>>](#)

Registration Details

उमेदवाराच्या अर्जामध्ये लॉगिन डॅशबोर्डवर 07 टप्पे पूर्ण करणे आवश्यक आहे, त्यापैकी पहिला टप्पा पूर्ण झाला आहे आणि उर्वरित टप्पे उमेदवारांना पूर्ण करणे आवश्यक आहे. “Application form Verification Status” अंतर्गत सध्याच्या अर्जाच्या स्थितीबद्दल एक संदेश दर्शविला जातो. अर्ज भरण्यासाठी चरण 2 च्या 'Incomplete' बटणावर क्लिक करा.

Application Form Verification Status

Your Application Form is incomplete, Please Fill the Complete Application Form for e-Verification and Confirmation.

Application Form Status

Step ID	Step Details	Status
Step 1	Registration Details	Complete
Step 2	Qualification Details	Incomplete
Step 3	Work Experience Details	Incomplete
Step 4	Upload Photograph & Signature	Incomplete
Step 5	Upload Required Documents	Incomplete
Step 6	Pay Application Fee	Incomplete
Step 7	Confirm Application Form At Scrutiny Center	Incomplete

Qualification Details

या मध्ये उमेदवारास Graduation Details, SSC and HSC Details, Eligibility ची माहिती भरणे गरजेचे आहे.

Graduation Details

खालील प्रमाणे अचूक माहिती भरावी.

Qualification Details			
Graduation Details			
Graduation Degree		<input checked="" type="radio"/> B.E./B.Tech. (AICTE) <input type="radio"/> B.Pharmacy	
Passed Bachelor Degree in the relevant field of Engineering and Technology or Pharmacy from All India Council for Technical Education or Central or State Government approved institutions or equivalent.			
Graduation Branch		Civil Engineering * <small>Note :Kindly contact on helpline number if your Graduation Branch/Course is not mentioned in the given list.</small>	
Place of Graduation University / Autonomous Institute		<input checked="" type="radio"/> India <input type="radio"/> Abroad	
University / Autonomous Institute		Savitribai Phule Pune University *	
Graduation Passing Year		2020 * Graduation Status <input checked="" type="radio"/> Passed <input type="radio"/> Appearing	
Graduation Marks Type		<input checked="" type="radio"/> Percentage <input type="radio"/> CGPA	
Qualification	Marks Obtained	Marks Out Of	Percentage
Graduation	1200 *	1800 *	66.67

SSC and HSC Details

या मध्ये उमेदवारास "Qualification" मध्ये विचारण्यात आलेली माहिती अचूकपणे भरायचे आहे.

SSC and HSC Details			
Qualification	Marks Obtained	Marks Out Of	Percentage
SSC English Marks OR Equivalent	60 *	100 *	60.00
SSC Science Marks OR Equivalent	110 *	150 *	73.33
SSC Mathematics Marks OR Equivalent	130 *	150 *	86.67
SSC Aggregate Marks OR Equivalent	450 *	600 *	75
HSC/Diploma Aggregate Marks OR Equivalent	500 *	600 *	83.33

Work Experince

जर उमेदवारास कामाचा कमीत कमी ७३० दिवसाचा अनुभव असेल तर उमेदवार इथे नमूद करू शकतो. त्यासाठी "Company name" Joining date आणि "last/Release Date" हि माहिती भरून "Add" या बटन वर क्लिक करा व "Save and Proceed" या बटन वर क्लिक करा.

Enter Work Experience Details

Instructions :

1. Last date for Calculating Experience is 15/11/2022.
2. Minimum 730 Days should be completed for completing 2 years of experience.

Company Name	<input type="text"/>		
From Date	<input type="text" value="(DD/MM/YYYY)"/>	To Date	<input type="text" value="(DD/MM/YYYY)"/>
<div>Add</div>			

Your Work Experience Details

Sr. No.	Company Name	From Date	To Date	Experience (In Days)	Edit	Delete
1.	A B C	01/06/2020	22/05/2022	721		
2.	XYZ	01/06/2022	03/02/2023	248		

Save & Proceed >>>

Activate Windows
Go to Settings to activate Windows

Upload Photograph & Signature

यामध्ये उमेदवारास स्वताचे Photograph & Signature अपलोड करायचे आहे. खाली दिलेल्या सूचना वाचा

व दाखवल्याप्रमाणे Photograph & Signature अपलोड करा.

Select Upload type >> select File>>click on Crop>>select area>>>click on Crop>>upload.

Upload Photograph & Signature

Note :

1. The Photograph Image should be in jpg/jpeg/png format.
2. Size of the Photograph Image must be greater than 4 KB and less than 100 KB.
3. Dimension of Photograph Image should be 3.5 CM (width) * 4.5 CM (Height) only.
4. Ensure that Photograph Image is of good quality.
5. Use 'BROWSE' button to set Photograph Image Path and Click 'PREVIEW' Button to Verify Your Photograph.

Select Upload Type: --Select--

Photograph छायाचित्र
Signature स्वाहती

Save & Proceed >>>

Activate Windows
Go to Settings to activate Windows

Upload Required Document















आवश्यक कागदपत्र अपलोड करा. या मध्ये उमेदवारांनी मागील भागात माहिती भरल्या नुसार आवश्यक कागदपत्रांची यादी दाखवण्यात आलेली आहे. उमेदवार जे कागदपत्र अपलोड करायचे आहे त्यासमोरील Upload या बटन वर क्लिक करून आवश्यक कागदपत्र अपलोड

करू शकतो व एखादे अपलोड केलेले कागदपत्र हटवायचे असेल तर "Delete" समोरील बटन वर क्लिक करावे. सर्व आवश्यक कागदपत्र अपलोड करून "Save and Proceed" या बटन वर क्लिक करा.

Upload Required Documents

Instructions :

- Please Use Latest Version Of **Google Chrome** or **Mozilla Firefox** To Upload Documents.
- File Types Allowed : **jpg, jpeg, png, pdf.**
- Maximum File Size Allowed : **1024 KB.**

Sr. No.	Document Name	Upload	View	Edit
1	Certificate of Indian Nationality in the Name of the Candidate.			
2	Birth Certificate of the Candidate showing his / her Place of Birth in the State of Maharashtra.			
3	Statement of Marks or Certificate of Passing SSC / Equivalent Examination.			
4	Statement of Marks or Certificate of Passing HSC / Equivalent Examination / Passing Marksheet/Certificate of 3 years Diploma in Engineering and Technology.			
5	Graduation Mark sheet from recognized University.			
6	Proforma - P (Format of Certificate by current employer/Management for Sponsored Candidates)			
7	Proforma -Q Undertaking (FOR SPONSORED CANDIDATES)			

Application Fee Cart

यामध्ये उमेदवारस अर्ज ची रक्कम भरावयाची आहे. हि रक्कम उमेदवारानी भरलेल्या माहितीवर आधारित असते. अधिक माहिती साठी "Information Brochure" वाचा. अर्ज ची रक्कम भरण्यासाठी "Select" समोरील चेक बॉक्स वर क्लिक करावे व "Proceed to Payment" या बटन वर क्लिक करून रक्कम भरावी.

Application Fee Cart

Note : Following Payment has not been done. Select the Fee Group for which you want to pay the fee.

Select the Fee Group to Make Payment & Click On "Proceed To Payment >>>" Button.

Select	Admission Group	Fee Amount(Rs.)
<input checked="" type="checkbox"/>	Application Fee	1000

Total Fee 1000.00




Proceed To Payment >>>

Submit Application Form for E-Verification

पेमेंट केल्यानंतर उमेदवार आवश्यकतेनुसार माहिती बदलू शकतो. कोणतेही बदल आवश्यक नसल्यास, ई – पडताळणीसाठी अर्ज सबमिट करा वर क्लिक करा

Submit Application Form For e-Verification >>>

First Year ME/MTech Admissions 2023Application Form



GOVERNMENT OF MAHARASHTRA
STATE COMMON ENTRANCE TEST CELL, MAHARASHTRA STATE
8th Floor, New Excelstar Building, A.K.Nayak Marg, Fort, Mumbai-400001, (M.S.)

Application Form for Admission to First Year of Post Graduate Technical Courses in Engineering and Technology for the Academic Year 2023-24


Application ID : ME23610079 Version No : 1

Registration Category Details


Registration Category	Sponsored
-----------------------	-----------

Personal Details

Candidate's Full Name	DESHMUKH LAKSHMI ANAND
Father's Name	ANAND
Mother's Name	ARCHANA
Gender	Female
Date of Birth	01/01/2000
Candidature Type	Maharashtra - Type A
Person with Disability	Not Applicable
Category	Open
Category for Admission	Open



Activate windows
Go to Settings to activate Wind



Lock your Application Form

तुमचा लॉगिन पासवर्ड एंटर करा आणि Verify Password वर क्लिक करा.

Lock your Application Form

Enter Your Login Password

.....

Verify Password

Print Application Form

उमेदवाराने अर्ज Submit केल्यावर अर्जाची Print out काढून घ्यावी व जतन करून ठेवावी.

Print Application Form

Important Instructions for Printing :

1. Before printing access the "**Page Setup**" Option from file menu and configure the following values :

- a. Left Margin = 0.25
- b. Right Margin = 0.25
- c. Top Margin = 0.25
- d. Bottom Margin = 0.25
- e. Header should be blank
- f. Footer should be blank

2. Make sure that the printer is ready with **A4** size papers in it.

3. The online system will print **Application Form**.

4. Confirm whether you have received correct set of printout if not then please take the printouts again.

First Year ME/MTech Admissions 2023

Application Form



GOVERNMENT OF MAHARASHTRA

STATE COMMON ENTRANCE TEST CELL, MAHARASHTRA STATE

8th Floor, New Excelsior Building, A.K.Nayak Marg, Fort, Mumbai-400001. (M.S.)



Application Form for Admission to First Year of Post Graduate Technical Courses in Engineering and Technology for the
Academic Year 2023-24

Application ID : **ME23610079** Version No : **1**

Activate Windows

अर्ज यशस्वीरित्या सादर केल्यावर अर्जाच्या पडताळणीसाठी E-SC नियुक्त केले जाईल. SC अर्जाची पडताळणी करेल.

Only verified application forms will be considered for CAP admission process.