



**GOVERNMENT OF MAHARASHTRA**  
**STATE COMMON ENTRANCE TEST CELL, MAHARASHTRA STATE, MUMBAI**

8th Floor, New Excelsior Building, A.K. Nayak Road, Fort, Mumbai 400 001.

E-Mail-maharashtra.cetcell@gmail.com

Telephone No. - 022-22016157/53

Website -www.mahacet.org

022-22016159

**First Year Under Graduate Technical Course in**  
**Bachelor of Pharmacy (Practice) Admissions 2023-24**  
**( User Manual – मराठी )**

Helpline Number

(09:00 AM to 07:00 PM)

+91-9175108612, 18002103111

# Index

## Contents


New Registration .....	3
Personal Details .....	4
Communication Details.....	4
Choose Password.....	4
Application ID Generation .....	5
Select SC Verification Mode/Option .....	5
Registration Details .....	6
Candidature Type .....	6
Home University & Category Details .....	7
Special Reservation Details.....	8
Qualification Details .....	8
Pharmacist Details .....	10
Upload Photograph & Signature.....	10
Application Fee Cart.....	11
Submit Application Form for E-Verification .....	11


केंद्रीभूत प्रवेश प्रक्रियेचे ऑनलाईन अर्ज भारण्याची लिंक या संकेतस्थळ उपलब्ध करून देण्यात आले आहे.

<https://phpractice2023.mahacet.in/StaticPages/HomePage>

## New Registration

नवीन अर्ज नोंदणी करण्यासाठी “New Registration” या बटन वर क्लिक करा.

**State Common Entrance Test Cell, Government of Maharashtra**  
First Year Under Graduate Technical Course in Bachelor of Pharmacy(Practice) Admissions 2023-24



Technical Helpline Number  
(09:00 AM to 07:00 PM)  
+91-9175108612, 18002103111

Login LinksHomeImportant DatesNotificationsNewsDownloadsContact Us

Home

RO / Institute / SC Login

Registered Candidate Login

Important Links

Candidate Registration Process Video Clip

User Manual (Marathi) - Application form Registration

User Manual (English) - Application form Registration

Scrutiny Center List

List of the Colleges with Intake Capacity

List of Institutes Affiliated to Dr. BATU, Lonere

**IMPORTANT**

Starting Soon

Ongoing Events

Click [HERE](#) for Entire Schedule

New Registration

Already Registered

News

Notifications

Downloads

Starting Soon.... New

Starting Soon.... New

Starting Soon.... New

अर्ज नोंदणीसाठी उमेदवार नोंदणीकृत फार्मासिस्ट असणे आवश्यक आहे; उमेदवाराला विचारले आहे “Are you Registered Pharmacist?” उमेदवाराने “YES” select करावे आणि नोंदणीची तारीख प्रविष्ट करावी .

उमेदवारास महत्वाच्या सुचना देण्यात आलेले आहेत. उमेदवाराने सुचना काळजीपूर्वक वाचून खालील चेक बॉक्स “I have read all Important Instructions” या वर क्लिक करावे आणि “YES” या बटन वर क्लिक करावे.

Pharmacist Details

Are you Registered Pharmacist ?

☒ Yes ☐ No

Date of Registration

\* (DD/MM/YYYY)

Important Instructions for Candidates :

1. Read the information brochure carefully before filling in the CAP application form.
2. Make sure all supporting documents are properly scanned and uploaded for documents verification as per the Proforma mentioned in the information brochure.
3. kindly check following details before sending for e-verification:- Verify Your Name, Category, Gender, Photo, Signature, Exam Marks and Name on Marksheet as well as any additional information, such as the status of the EWS, validity, required format, etc.
4. Check daily SMS, WhatsApp messages on your registered mobile number; login to your account to read messages in your message box; and registered e-mail for important information from State CET Cell until the end of the CAP process.
5. Check the official State CET website daily for the latest notification published by the State CET cell.
6. Please check the important dates of the various activities and complete the activities according to schedule.
7. Download & install mobile app from play store iOS/ android for latest updates.

☒ I have read all important instructions.

Save & Proceed >>>

ऑनलाईन अर्ज खालील प्रमाणे उमेदवारास दाखवण्यात येईन, या मध्ये उमेदवारास सर्व माहिती काळजीपूर्वक भरणे गरजेचे आहे.

## Personal Details

यामध्ये उमेदवारास स्वताचे पूर्ण नाव, वडिलांचे नाव, आईचे नाव, लिंग, प्रदेश, धर्म, मातृभाषा, वार्षिक कौटुंबिक उत्पन्न आणि राष्ट्रीयत्व ची माहिती अचूकपणे भरणे गरजेचे आहे.

Personal Details			
Candidate's Full Name उमेदवाराचे पूर्ण नाव	NITIN KUMAR (As appeared on HSC Marksheet) (बाटावी गुणपत्रिकेवर प्रकाशित केल्याप्रमाणे)		
Father's Name वडिलांचे नाव	ANAND	Mother's Name आईचे नाव	ARCHANA
Gender लिंग	Male	Confirm Gender लिंग पुष्टी करा	Male
DOB (DD/MM/YYYY) जन्म तारीख ( दिनांक/महिना/वर्ष )	01/01/1991	Confirm Your DOB (DD/MM/YYYY) जन्म तारीख ( दिनांक/महिना/वर्ष ) पुष्टी करा	01/01/1991
Religion धर्म	Hindu	Region प्रदेश	Urban
Annual Family Income वार्षिक कौटुंबिक उत्पन्न	5,50,001 - 6,00,000	Mother Tongue मातृभाषा	Marathi
Nationality राष्ट्रीयत्व	India		

## Communication Details

या मध्ये उमेदवारास संवाद पत्ता ची माहिती भरायचे आहे.

Mobile Number नंबर वर OTP व महत्वाच्या सूचना पाठविल्या जातील म्हणून उमेदवारांनी स्वताचा Mobile Number नमूद करावा.

Communication Details			
Address Line 1 पत्ता ओळ 1	F 409 , B WING		
Address Line 2 पत्ता ओळ 2	LALIT APPARTMENT		
Address Line 3 पत्ता ओळ 3	L.B.S. ROAD		
State राज्य	Maharashtra	District जिल्हा	Pune
Taluka तालुका	Pune City	Village गाव	Pune (M Corp.)
PIN Code पिन कोड	411038	Telephone No दूरध्वनी क्रमांक	
<b>One Time Password (OTP) will be sent to the mobile number given below for activation of your login. Kindly make sure that mobile number is correct. This mobile number will be used for all future communications. Candidate can use one Mobile No for One Application Form.</b>			
Mobile No भ्रमणध्वनी क्रमांक		E-Mail ID ई - मेल आयडी	

## Choose Password

Password नमूद करताना तो आहे तसा पुन्हा प्रविष्ट करा. नंतर "Security Pin" नमूद करून "Save and Proceed" या बटन वर क्लिक करा.

Choose Password	
<b>The Password must be as per the following Password policy :</b> <ul style="list-style-type: none"><li>• Password must be 5 to 13 character long.</li><li>• Password must have at least one Upper case alphabet.</li><li>• Password must have at least one Lower case alphabet.</li><li>• Password must have at least one numeric value.</li><li>• Password must have at least one special characters eg: !@#\$%^&amp;*~</li><li>• You can not Copy(Ctrl + C) &amp; Paste(Ctrl + V) and Right Click Passwords into a Password Field</li></ul>	
Choose Your Password संकेतशब्द निवडा	Test@1234
Confirm Password संकेतशब्दाची पुष्टी करा	Test@1234
Enter Captcha Given Below (case sensitive)	RUZ9A
Captcha	RUZ9A
Save & Proceed >>>	

## OTP Verification:

Communication details मध्ये नमूद केलेला Mobile Number वर OTP पटविण्यात येईन तो नमूद करून "Verify OTP" या बटन वर क्लिक करा.

**Verify One Time Password**

**Instructions :**

- State CET Cell will send you a One Time Password (OTP) on Your Registered Mobile Number to Verify Your Login
- After receiving One Time Password (OTP), Please Enter it.
- After Verification of One Time Password (OTP), You can Proceed to Complete Your Activities.

Enter One Time Password(OTP) Sent on 97XXXXX912

477051

Verify OTP

Resend OTP-92 Second

## Application ID Generation

अर्ज पूर्ण भरण्यासाठी उमेदवारास खालील प्रमाणे " Application ID" देण्यात येईन. अर्ज पूर्ण भरण्यासाठी " Proceed to Complete application form" या बटन वर क्लिक करावे.

**Instructions**

Registered Successfully for Admission to First Year of Under Graduate Technical Course in Bachelor of Pharmacy(Practice) for the Academic Year 2023-24

**Application ID : PP23700054**

**Important Instruction :**

- Please note down system generated Application ID and chosen Password for all future logins.
- Candidate is advised not to disclose or share their password with anybody. CET Cell will not be responsible for violation or misuse of the password of a candidate.
- Candidate can change his/her passwords after login, if desired.
- Candidate should remember to log out at the end of their session so that the particulars of the candidate cannot be tampered or modified by unauthorized persons.
- Candidate can reset Password using a verification code sent via text message (SMS) to Candidate's Registered Mobile No.
- Application ID has been sent to Candidate's Registered Mobile Number.

Proceed to Complete Application Form >>>


## Registered Candidates Sign In

अर्ज लॉगइन करण्यासाठी Application ID and Password अचूकपणे नमूद करून Sign In" या बटन वर क्लिक करा.

**Registered Candidates Sign In**

Application ID : PP23700054

Password : .....



Enter above text here

Sign In

**Instructions :**

- The Candidate who is already registered should enter Application ID and Password.
- In case candidate forgets his / her Application ID / Password, he / she can retrieve it by using "I can't access my account ?".
- Candidate is advised not to disclose or share their password with anybody. CET Cell will not be responsible for violation or misuse of the password of a candidate.
- Only authorised users are allowed to proceed further.
- Your IP Address and other information will be captured for security reasons.
- The SC, ST, VJ/DT- NT(A), NT(B), NT(C), NT(D), OBC, SBC and EWS Candidates who submitted receipt of Caste/Tribe Validity Certificate, Non Creamy Layer Certificate, EWS Certificate during registration, physical document verification and confirmation period should upload and verify original Caste/ Tribe Validity Certificate, Non Creamy Layer Certificate, EWS Certificate at SC and submit original certificate to the admitted institute on or before third round last date of reporting otherwise these candidates admission will get automatically cancelled and shall be considered as Open category candidates for next institute level round provided candidate full fill eligibility criteria for open category.

[I can't access my account ?](#)

## Select SC Verification Mode/Option

उमेदवाराला आपला अर्ज व कागदपत्र पडताळणीसाठी Verification Mode ची निवड करावयाची आहे . खालील पर्यायांमधून योग्य तो पर्याय निवडा.

Select SC Verification Mode/Option

Physical Scrutiny Mode – Candidate Document verification and confirmation through in person scrutiny

a. If the Candidate selects the mode of verification as physical scrutiny through their login.

b. Candidates will have to visit the Scrutiny Center in person for document verification and confirmation.

c. In this mode candidate will select a nearby SC center and select the available time slot for document verification and confirmation.

d. For any document discrepancy found, candidates can visit the SC center.

e. SC center will facilitate support to candidates to resolve the all discrepancy.

Physical Scrutiny & Proceed >>>

E-Scrutiny Mode – Candidate Document verification and confirmation through e-scrutiny

a. If the Candidate selects the mode of verification as e-scrutiny through their login.

b. Candidates will have to upload all their documents.

c. e-SC shall electronically verify candidate's information and do the confirmation.

d. Candidates can raise their grievance online for any found discrepancy.

e. e-SC will Facilitate to support candidates to resolve all grievances.

E-Scrutiny Mode & Proceed >>>

## Registration Details

उमेदवाराच्या अर्जामध्ये लॉगिन डॅशबोर्डवर 10 टप्पे पूर्ण करणे आवश्यक आहे, त्यापैकी पहिला टप्पा पूर्ण झाला आहे आणि उर्वरित टप्पे उमेदवारांना पूर्ण करणे आवश्यक आहे. “Application form Verification Status” अंतर्गत सध्याच्या अर्जाच्या स्थितीबद्दल एक संदेश दर्शविला जातो. अर्ज भरण्यासाठी चरण 2 च्या 'Incomplete' बटणावर क्लिक करा.

Application Form Verification Status		
Your Application Form is incomplete, Please Fill the Complete Application Form for E-Verification and Confirmation.		
Application Form Status		
Step ID	Step Details	Status
Step 1	Registration Details	Complete
Step 2	Candidature Type Details	Incomplete
Step 3	Home University & Category Details	Incomplete
Step 4	Special Reservation Details	Incomplete
Step 5	Qualification Details	Incomplete
Step 6	Pharmacist / Experience Details	Incomplete
Step 7	Upload Scanned Images & Signature	Incomplete
Step 8	Upload Required Documents	Incomplete
Step 9	Pay Application Fee	Incomplete
Step 10	Confirm Application Form at Scrutiny Centre	Incomplete

## Candidature Type

उमेदवारी प्रकारामध्ये उमेदवारास पर्याय दाखविण्यात आले आहेत; उमेदवारास उमेदवारी प्रकाराची निवड करावयाची आहे. व उमेदवारास प्रवर्गानुसार महत्वाचे कागदपत्र व सध्या स्थिती विचारण्यात आलेलेली आहे त्या मध्ये उमेदवाराने खाली दाखवण्यात आल्यानुसार कागदपत्रांचे स्थिती ची निवड करावयाची आहे.

सर्व प्रकारचे Candidature Type काळजीपूर्वक वाचा आणि रेडिओ बटणावर क्लिक करून आपल्या उमेदवारीचा प्रकार निवडा आणि 'Save & proceed ' वर क्लिक करा

Claim Your Type of Candidature

Note :

- Read all the types carefully and claim your Type of Candidature by clicking on the radio button and then click on 'Save & Proceed' Button.

Eligibility Requirement	Select Candidature Type
(i) Candidates passing SSC and HSC / Diploma from a recognized institution in Maharashtra State. (ii) Candidate who is either Domicile of Maharashtra and / or is born in Maharashtra.	<input checked="" type="radio"/> <b>Maharashtra - Type A</b>
A Candidate who does not fall in Type A above, but who or whose father or mother is domiciled in the State of Maharashtra and possesses domicile certificate.	<input type="radio"/> <b>Maharashtra - Type B</b>
A Candidate who does not fall in either Type A or Type B but whose father or mother is an employee of the Government of India or Government of India Undertaking and who has been posted and reported to duty in Maharashtra State before the last date for submitting the Application Form for CAP.	<input type="radio"/> <b>Maharashtra - Type C</b>
A Candidate who does not fall in any of the above Type A, Type B and Type C but whose father or mother is an employee or retired employee of the Government of Maharashtra or Government of Maharashtra Undertaking.	<input type="radio"/> <b>Maharashtra - Type D</b>
Candidates passing SSC and HSC / Diploma from a recognized institution located in a disputed Maharashtra Karnataka Border area or from Maharashtra, residing in the disputed Maharashtra Karnataka Border area and whose mother tongue is Marathi. <a href="#">Click here for List of Maharashtra Karnataka Border area designated Villages</a>	<input type="radio"/> <b>Maharashtra - Type E</b>
Outside Maharashtra State (OMS) Candidate having Indian Nationality.	<input type="radio"/> <b>OMS</b> Activate Windows Go to Settings to activate Wind

Save & Proceed >>>

## Home University & Category Details

### Home University

उमेदवारी प्रकारावर आधारित होम युनिव्हर्सिटी आणि श्रेणी तपशील प्रदर्शित केले जातील. Candidature Type A साठी खाली माहिती दाखवण्यात आली आहे.

Type-A साठी कागदपत्र निवडा, उमेदवार कोणत्या जिल्ह्यातून एसएससी उत्तीर्ण झाला आहे याची निवड करा, ज्या जिल्ह्यातून उमेदवार एचएससी / डिप्लोमा उत्तीर्ण झाला आहे त्या जिल्ह्याची निवड करा वरील माहितीवर "आपले होम युनिव्हर्सिटी" प्रदर्शित केले जाईल.

Home University Details

Your Type of Candidature : **Maharashtra - Type A**

Select Type of Document required for uploading (Type-A) प्रकार -अ साठीचे प्रमाणपत्र निवडा	Birth Certificate ▼ *
Select District from which Candidate has Passed SSC उमेदवाराने दहावी उत्तीर्ण केलेला जिल्हा निवडा	Pune ▼ *
Select District from which Candidate has Passed HSC / Diploma उमेदवाराने बारावी / अभियांत्रिकी व तंत्रज्ञान पदविका उत्तीर्ण केलेला जिल्हा निवडा	Pune ▼ *
Select Taluka from which Candidate has Passed HSC / Diploma उमेदवाराने बारावी / अभियांत्रिकी व तंत्रज्ञान पदविका उत्तीर्ण केलेला तालुका निवडा	Pune City ▼ *
Your Home University मुख्य विद्यापीठ	<b>Savitribai Phule Pune University</b>

### Category Details

उमेदवाराने आपल्या Caste ची काळजीपूर्वक निवड करावी त्या आधारे उमेदवारास कागदपत्रे upload करण्यासाठी उमेदवाराला दाखवण्यात येतील.

Category Details	
Select Category to Which You Belong आपल्या मालकीचा वर्ग निवडा	Open ▼ *
Your Annual Family Income कौटुंबिक वार्षिक उत्पन्न	5,50,001 - 6,00,000
Do you want to Apply for EWS (Economically Weaker Section) Seats ? आपण ईडब्ल्यूएस (आर्थिकदृष्ट्या कमकुवत विभाग) जागांसाठी अर्ज करू इच्छिता?	Yes ▼ * <a href="#">Click here for required format of Proforma - V</a>
Enter Caste Name जातीचे नाव प्रविष्ट करा	Maratha *
Select EWS Certificate Status ईडब्ल्यूएस (आर्थिक दृष्ट्या दुर्बल घटक ) प्रमाणपत्राची स्थिती निवडा	Available ▼ *
<b>Instructions :</b>	
You are required to Upload the Domicile Certificate / Birth Certificate / School Leaving Certificate of Candidate stating that the Birth Place is in Maharashtra.	
You are required to Upload Eligibility Certificate for Economically Weaker Section.	
<div>Save &amp; Proceed &gt;&gt;&gt;</div> <div>Activate Windows Go to Settings to activate Windows</div>	

सर्व माहिती भरून झाल्यावर Save& Proceed बटन वर करावे.

## Special Reservation Details

खाली Special Reservation type दाखवण्यात आले आहेत. उमेदवारास लागू असलेला प्रकार निवडावा. अधिक माहिती साठी Information Brochure वाचावे.

Special Reservation Details	
PWD and Defence Details	
Person with Disability अपंग / दिव्यांग प्रकार निवडा	Not Applicable ▼
Is Parent a Defence Personnel पालक संरक्षण सेवेत असल्यास पर्याय निवडा	Not Applicable ▼
Your Annual Family Income कौटुंबिक वार्षिक उत्पन्न	5,50,001 - 6,00,000
Do you want to Apply for TFWS (Tuition Fee Waiver Scheme) Seats ? तुम्हाला टीएफडब्ल्यूएस (शिक्षण शुल्क माफी योजना) जागांसाठी अर्ज करायचा आहे काय?	Yes ▼ *
Orphan Details	
Are You Orphan ? तुम्ही अनाथ आहात का?	No ▼ *
Minority Details	
Do You Belongs to Minority Candidature Type ? आपण अल्पसंख्याक प्रवर्गात मोडत आहात का?	No ▼ *
You are required to Upload Income Certificate of Parents issued by competent authority of Govt. Of Maharashtra having Annual Income below Rs. 8 Lacs Valid till 31st March 2024.	
<div>Save &amp; Proceed &gt;&gt;&gt;</div>	

## Qualification Details

या मध्ये उमेदवारास , SSC and HSC Diploma details eligibility ची माहिती भरणे गरजेचे आहे.

खालील प्रमाणे अचूक माहिती भरावी.



## SSC Details

SSC / Equivalent Details			
SSC Board दहावी बोर्ड		Maharashtra State Board of Secondary and Higher Secondary Education, Pune	
SSC Passing Year दहावी उत्तीर्ण वर्ष		2007	SSC Seat Number दहावीचा आसन क्रमांक
SSC Science Marks		110	73.33
SSC Aggregate Marks		450	75.00

## HSC Details

HSC / Equivalent Details			
Place of HSC Board बादवी परिक्षा मंडळाचे स्थान			
HSC Board बादवी बोर्ड			
HSC Passing Year बादवी उत्तीर्ण वर्ष		2009	HSC Seat Number बादवीचा आसन क्रमांक
Candidate's Name as on HSC Marksheet बादवीच्या गुणपत्रिके प्रमाणे उमेदवारचे नाव			
HSC Passing Status बादवी उत्तीर्ण स्थिती			
Subject		Marks Obtained	Percentage
HSC Physics Marks बादवी भौतिकशास्त्र गुण		75	75.00
HSC Chemistry Marks बादवी रसायनशास्त्र गुण		70	70.00
HSC Aggregate Marks बादवी एकत्रित गुण		400	66.67

## Diploma Details

Diploma Details			
Appeared for Diploma in Pharmacy औषधनिर्माणशास्त्र पदविका परिक्षा उत्तीर्ण आहात का ?			
Place of Diploma Board / University			
Diploma Board			
Diploma Passing State			
Diploma Passing Year		Diploma Seat Number	
Diploma Passing Status			
Diploma Marks Type			
Subject		Marks Obtained	Percentage
Diploma Aggregate Marks पदविका एकत्रित गुण		450	64.29
Save & Proceed >>>			

## Pharmacist Details

उमेदवाराने नोंदणीची तारीख, परवाना क्रमांक आणि खाली दर्शविल्याप्रमाणे रोजगार स्थिती माहिती प्रविष्ट करणे आवश्यक आहे. आणि त्यानंतर Save & proceed वर क्लिक करावे.



Pharmacist Details	
Are you Registered Pharmacist ?	<input checked="" type="radio"/> Yes <input type="radio"/> No
Date of Registration	<input type="text" value="01/01/2015"/> *(DD/MM/YYYY)
Licence Number	<input type="text" value="123344"/> *
Select Employment Status	<div>-- Select -- -- Select -- Self employed Salaried</div> *
<div>Save &amp; Proceed</div>	

## Upload Photograph & Signature

यामध्ये उमेदवारास स्वताचे Photograph & Signature अपलोड करायचे आहे. खाली दिलेल्या सूचना वाचा

व दाखवल्याप्रमाणे Photograph & Signature अपलोड करा.

Select Upload type >> select File>>click on Crop>>select area>>>click on Crop>>upload.

Upload Photograph & Signature	
<b>Note :</b> 1. The Photograph Image should be in jpg/jpeg/png format. 2. Size of the Photograph Image must be greater than 4 KB and less than 100 KB. 3. Dimension of Photograph Image should be 3.5 CM (width) * 4.5 CM (Height) only. 4. Ensure that Photograph Image is of good quality. 5. Use <b>'BROWSE'</b> button to set Photograph Image Path and Click <b>'PREVIEW'</b> Button to Verify Your Photograph.	
Select Upload Type: --Select--	
<div>Photograph छायाचित्र</div> 	
<div>Signature स्वाक्षरी</div> 	
<div>Save &amp; Proceed &gt;&gt;&gt;</div>	

## Upload Required Document

आवश्यक कागदपत्र अपलोड करा. या मध्ये उमेदवारांनी मागील भागात माहिती भरल्या नुसार आवश्यक कागदपत्रांची यादी दाखवण्यात आलेली आहे. उमेदवार जे कागदपत्र अपलोड करायचे आहे त्यासमोरील Upload या बटन वर क्लिक करून आवश्यक कागदपत्र अपलोड करू शकतो व एखादे अपलोड केलेले कागदपत्र हटवायचे असेल तर "Delete" समोरील बटन वर क्लिक करावे. सर्व आवश्यक कागदपत्र अपलोड करून "Save and Proceed" या बटन वर क्लिक करा.

Upload Required Documents

Instructions :

- Please Use Latest Version Of **Google Chrome** or **Mozilla Firefox** To Upload Documents.
- File Types Allowed : **pdf, jpg, jpeg, png.**
- Maximum File Size Allowed : **500 KB.**

Sr. No.	Document Name	Upload	View	Edit
1	Certificate of Indian Nationality in the Name of the Candidate.			
2	Birth Certificate of the Candidate showing his / her Place of Birth in the State of Maharashtra.			
3	Income Certificate of Parents issued by competent authority of Govt. Of Maharashtra having Annual Income upto Rs. 8 Lacs.			
4	Eligibility Certificate for Economically Weaker Section In Proforma - V.			
5	Statement of Marks or Certificate of Passing SSC / Equivalent Examination.			
6	Statement of Marks or Certificate of Passing HSC / Equivalent Examination.			
7	Statement of Marks or Certificate of Passing Diploma Examination.			
8	Experience Certificate/Letter from the Employer.			
9	No Objection Certificate from the Employer.			

## Application Fee Cart

यामध्ये उमेदवारस अर्ज ची रक्कम भरावयाची आहे. हि रक्कम उमेदवारानी भरलेल्या माहितीवर आधारित असते. अधिक माहिती साठी "Information Brochure" वाचा. अर्ज ची रक्कम भरण्यासाठी "Select" समोरील चेक बॉक्स वर क्लिक करावे व "Proceed to Payment" या बटन वर क्लिक करून रक्कम भरावी.

Application Fee Cart

Note : Following Payment has not been done. Select the admission(s) for which you want to pay the fee.

Select the Admission Group to Make Payment & Click On "Proceed To Payment >>>" Button.

Select	Admission Group	Fee Amount(₹)
<input checked="" type="checkbox"/>	Application Fee	600

Total Fee **600.00**

Proceed To Payment >>>

## Submit Application Form for E-Verification




पेमेंट केल्यानंतर उमेदवार आवश्यकतेनुसार माहिती बदलू शकतो. कोणतेही बदल आवश्यक नसल्यास, ई – पडताळणीसाठी अर्ज सबमिट करा वर क्लिक करा

Application Form Menu
Home
Application Form

Home
Registration Details
Candidature Type Details
Home University & Category Details
Special Reservation Details
Qualification Details
Pharmacist / Experience Details
Upload Scanned Images
Upload Required Documents
Pay Application Fee
Print Application Form

Submit Application Form For E-Verification >>>

First Year of Bachelor of Pharmacy(Practice) for the Academic Year 2023-24
Application Form

GOVERNMENT OF MAHARASHTRA  
STATE COMMON ENTRANCE TEST CELL, MAHARASHTRA STATE  
8th Floor, New Excelsior Building, A.K.Nayak Marg, Fort, Mumbai-400001. (M.S.)

Application Form for Admission to First Year of Bachelor of Pharmacy(Practice) for the Academic Year 2023-24

Application ID : PP23700054 Version No : 1

Personal Details

Candidate's Full Name	NITIN KUMAR
Father's Name	ANAND
Mother's Name	ARCHANA
Gender	Male
Date of Birth	01/01/1991
Candidature Type	Maharashtra - Type A
Home University	Savitribai Phule Pune University

## Lock your Application Form

तुमचा लॉगिन पासवर्ड एंटर करा आणि Verify Password वर क्लिक करा.

Lock your Application Form

Enter Your Login Password

Verify Password

## Print Application Form

उमेदवाराने अर्ज Submit केल्यावर अर्जाची Print out काढून घ्यावी व जतन करून ठेवावी

Print Application Form




Important Instructions for Printing :

1. Before printing access the "Page Setup" Option from file menu and configure the following values :

a. Left Margin = 0.25  
b. Right Margin = 0.25  
c. Top Margin = 0.25  
d. Bottom Margin = 0.25  
e. Header should be blank  
f. Footer should be blank

2. Make sure that the printer is ready with A4 size papers in it.  
3. The online system will print Application Form.  
4. Confirm whether you have received correct set of printout if not then please take the printouts again.

First Year of Bachelor of Pharmacy(Practice) for the Academic Year 2023-24
Application Form

GOVERNMENT OF MAHARASHTRA  
STATE COMMON ENTRANCE TEST CELL, MAHARASHTRA STATE  
8th Floor, New Excelsior Building, A.K.Nayak Marg, Fort, Mumbai-400001. (M.S.)

Application Form for Admission to First Year of Bachelor of Pharmacy(Practice) for the Academic Year 2023-24

Application ID : PP23700054 Version No : 1

Personal Details

Candidate's Full Name	NITIN KUMAR
Father's Name	ANAND
Mother's Name	ARCHANA
Gender	Male
Date of Birth	01/01/1991
Candidature Type	Maharashtra - Type A

अर्ज यशस्वीरित्या सादर केल्यावर अर्जाच्या पडताळणीसाठी E-SC नियुक्त केले जाईल. SC अर्जाची पडताळणी करेल.

Only verified application forms will be considered for CAP admission process.

12 | Page